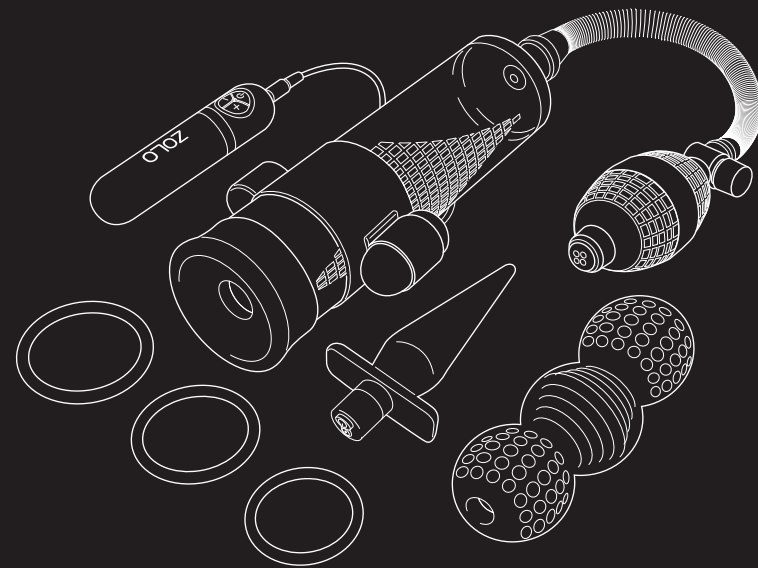



ZOLO™



6PC ULTIMATE PERFORMANCE SET

MALE SEX TOY SET WITH PENIS PUMP, COCK RINGS AND STROKER

1. MANUAL PENIS PUMP



1. Slip cock ring at the base of the pump.



2. Lubricate and insert the penis into pump.



3. Pump to create a vacuum until erect.



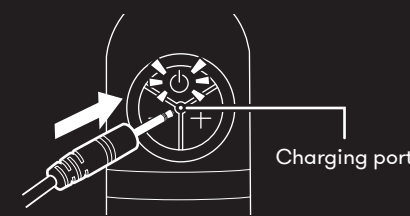
4. Place ring around base of the penis and remove the pump.

To use, first apply lubricant to your penis to allow your flaccid or semi-erect penis to allow you to slip into the pump's opening. Before inserting yourself into the chamber, place a cock ring around the base of the pump.

Squeeze the pump to create a vacuum around your penis. The more you squeeze, the more erect and engorged your penis will get. Increase the stimulation with vibration from the included bullet vibe.

Slide the cock ring from the base of the pump onto the base of your penis to maintain size and sensitivity.

1. MANUAL PENIS PUMP (REMOTE CONTROL VIBRATOR)



Insert the USB charging cable into the device and to any USB port.

2 Hours of charge =
40 Minutes of pleasure

USING THE TRAVEL LOCK:

To Unlock: Press and hold the "+" and "-" buttons simultaneously for 2 seconds. The indicator light will flash 3 times when the device is unlocked.

TO ACTIVATE LOCK:

Press and hold the "+" and "-" buttons at the same time for 2 seconds. The indicator light will flash twice when the device is locked.

USING THE VIBRATION FUNCTION

First unlock device using above steps, and then use a single press on the power button to turn on the vibration function. Press the power button again to switch to another vibration mode.

THERE ARE 8 MODES IN TOTAL (1 steady speed + 7 frequency conversions), which can be cycled through to select most desirable mode.

THERE ARE 10 SPEEDS PER MODE: (20% - 28% - 36% - 44% - 52% - 60% - 70% - 80% - 90% - 100%). When a mode is selected, it operates at 60% Speed; short press the "-" key to slow down the speed, or short press "+" key to accelerate.

THE INDICATOR LIGHT ON THE DEVICE INDICATES THE POWER STATUS:

A steady light indicates that the power is on, and will flash once when a button is pressed. The indicator light flashes when the device is charging, and stays on when the device is fully charged.

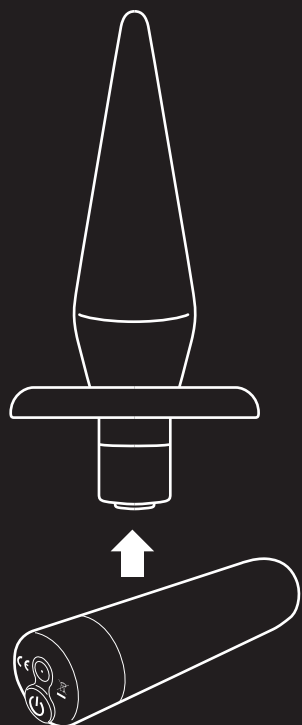
Use a USB+2.5mm plug cable to charge the device. Item cannot be turned on while in charging mode. (USB cable included).

2. TAPERED RECHARGEABLE VIBRATING BUTT PLUG

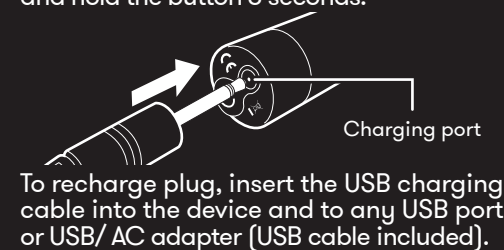
Prior to use, wash plug with soap and water. Use water-based lubricant to facilitate smooth insertion.



Press the button 3 seconds to turn the device to standby mode. Press the button to change between the 10 vibration patterns. To power off the device, press and hold the button 3 seconds.



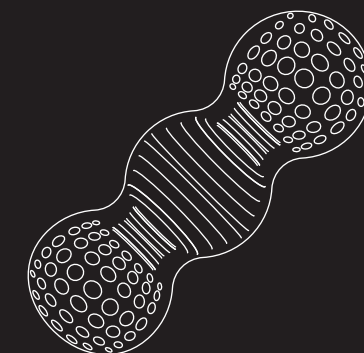
2 Hours of charge =
45 Minutes of pleasure



To recharge plug, insert the USB charging cable into the device and to any USB port or USB/ AC adapter (USB cable included).

A flashing LED light will indicate that the device is charging, and a solid LED light means it's charged. The device takes approximately 2 hours to fully charge.

3. SQUEEZABLE TEXTURED CLEAR STROKER



Squeeze, stroke and massage your penis with an easy to grip transparent stroker that features three different chambers of massaging textured interiors.

Apply water-based lubricant on your penis and inside the opening of the masturbator.

Slide your penis into the opening of the masturbator and stroke your shaft as fast and as deep as you crave.

To clean after, rinse and wash the inner canal of the masturbator with soap and water.

4. 3 SIZED COCK RINGS



1. Around the balls.



2. Around the shaft.



3. Underneath the head of the penis.



4. All 3 places simultaneously

Maintain an engorged erection with a simple cock ring that encircles the penis with a snug fit.

First, choose your ideal cock ring fit from the three sizes included. The ring should fit snugly but not so tight that it's uncomfortable. The rings can be worn at the base of the shaft of the penis or around the testicles.

Next, apply lubricant on the inner side of the cock ring to allow it to more easily glide into place.

Place the ring over the head of a flaccid or semi-erect penis and slide it down the shaft.

CONstriction RINGS

WARNING!

- Do not fall asleep while wearing the constriction rings. Prolonged use of a ring may lead to permanent penis injury.
- Allow for at least 60 minutes between uses. Frequent usage may increase the risk of penis injury.
- Avoid the usage of constriction rings while under the influence of alcohol or drugs, as this may impair the user's judgement and increase the risk of penis injury.
- Misuse of constriction rings may result in bruising, painful injury, or permanent damage to the penis.
- Constriction rings, in any form or factor, do not prevent the risk of pregnancy.

PRECAUTIONS

- Limit the use of constriction rings to no more than 30 minutes per session.
- Prolonged use of the constriction rings (without removal from the penis) may cause permanent penis injury.
- Use of constriction rings may aggravate existing medical conditions including Peyronie's disease¹, priapism² and urethral strictures³.
- Constriction rings may bruise or rupture blood vessels within the penis or scrotum, resulting in petechiae⁴, hemorrhage⁵, or the formation of hematoma⁶.
- Use the least constrictive silicone ring size that maintains an erection to avoid excessive constriction that may cause penis injury.

- 1 Formation of hardened tissue in the penis that causes pain, distortion during erection
- 2 Painful erections that persist as a result of disease
- 3 An area of hardened tissue that narrows the urethra, making it difficult to urinate at times
- 4 Small purplish spot on body surface caused by a minute hemorrhage
- 5 Flow of blood from ruptured blood vessels
- 6 Localized swelling filled with blood resulting from a break in a blood vessel

297 mm

420 mm

VACUUM PUMPS

WARNING!

- Cease usage of the vacuum pump if pain occurs.
- Avoid the usage of the vacuum pump while under the influence of alcohol or drugs, as this may impair the user's judgement and increase the risk of penis injury.
- Do not use if the user has sickle cell disease, a history of prolonged erections, or is taking large quantities of aspirin or other blood thinners. These conditions may increase the risk of bruising and hematoma.
- Misuse of of the vacuum pump may cause penis injury.

PRECAUTIONS

- Apply only the minimum amount of vacuum pressure necessary to achieve an erection. Excessive vacuum pressure may bruise or cause penis injury.
- Use of the vacuum pump may aggravate already existing conditions such as Peyronie's disease¹, priapism² and urethral strictures³
- Use of the vacuum pump may bruise or rupture the blood vessels within the penis or scrotum, resulting in petechiae⁴, hemorrhage⁵, or the formation of hematoma⁶.
- If appropriate the labeling should instruct patients not to use an electrically powered vacuum pump or near water.

CAUTION

- Avoid over-vigorous pumping.
- This product is intended for the use by a single user.
- The vacumm pump should NOT be used for more than 15 minutes continuously and should not be used within 24 hours of its use.
- Do not fall asleep while using the vacumm pump, or while under the influence of alcohol or drugs. The user needs to be in control of the product at all times.
- Consult a doctor before using the vacuum pump if the user experiences any discomfort in the genital area.
- The user must be in full control of his hands to safely use the device with the strength to push the pressure release button.

DEVICE PURPOSE

- The device is an external penile rigidity device using vacuum technology.
- The device is also intended to maintain optimum penis health and sexual stamina, through regular exercise of the penis by erection using a safe level of vacuum pressure.

The following precautionary measures are advised when using the device.

As the device may cause sexual arousal with increased heart and respiratory rates, users should consult their doctors before using the device if they suffer any of the following: heart or lung disease, high blood pressure, stroke, epilepsy or convulsant disorder, uncontrollable diabetes or genital-urinary disorder (kidney, bladder, testicular or penile problems etc). Consult a doctor before use if user consumes anticoagulants or have sickle cell anaemia, bleeding disorders or leukemia.

PRECAUTIONS FOR
CONSTRICTION RINGS
AND VACUUM PUMPS

DELAYED DIAGNOSIS OF OTHER CONDITIONS

If the user has symptoms of erectile dysfunction (i.e. inability to achieve an erection that is sufficient for sexual intercourse) consult a doctor prior to using this device to avoid any potentially harmful delay in diagnosing any of the most common causes of this condition.

USE WITH IMPAIRED PAIN PERCEPTION

Do not use the device if the user has decreased sensation of pain in the penis region. This warning should inform the user if he cannot feel pain, he may not know if the device is causing him harm or injury.

USE WITH DECREASED HAND STRENGTH

Do not use the device if the user has decreased hand strength as this may make the removal of the device difficult.

PROBLEM	CAUSE	SOLUTION	NOTES
No erection	No vacuum due to air leak from poor seal	- Use more lubricant - Apply firm pressure to body - Trim pubic hair - Check device for air leaks	Problems are most often associated with inexperience from using the device
Partial erection	- Incorrect insert or seal ring size - Inexperience in operating the device	- More practice from using device - Use larger cylinder insert	Problems are most often associated with inexperience in operating the device
Rapid loss of erection (no more than 5 minutes)	- Vacuum loss due to air leak from faulty equipment - Poor seal - Inadequate lubrication - Excessive pubic hair	- Use more lubricant - Apply firm pressure to body - Trim pubic hair - Check device for air leaks - Use smaller cylinder insert - Use smaller or double tension rings - Remove tension band carefully	- Problems are most often associated with inexperience from using the device - Consult a physican if problem occurs
Pulling of the skin of the scrotum	Insufficient tension from bands or rings	- Remove lubricant from scrotum - Angle the device downwards when in use	- Problems are most often associated with inexperience from using the device
Experiencing any discomfort or pain while device is in use	- Too rapid pumping - pulling of scrotal tissue	- Slower pumping - Continue to use device	- Problems are most often associated with inexperience from using the device - Consult a physican if problem occurs
Having redness, irritation or bruising	- Too rapid pumping - Over pumping	- Slower pumping - Fewer pumps	- Problems are most often associated with inexperience from using the device - Consult a physican if problem occurs
Feeling a cold penis (to you and your partner)	- Constriction of blood flow to the penis - Lubrication	- Wash off lubricant or warm lubricant before use	-
Penis pivots on its base	- Constriction of blood flow to the penis	- If manageable, apply the device after you have a partial erection	-

CONTENTS:

MANUAL PENIS PUMP

SQUEEZABLE TEXTURED CLEAR STROKER

TAPERED RECHARGEABLE VIBRATING BUTT PLUG

3 SIZED COCK RINGS

SOLD AS A NOVELTY ONLY

WWW.ZOLOCUP.COM

UK Responsible Person:

ArangaRanga UK LTD, 20-22 Wenlock Road, London, N17 6U, UK.
Phone: +44 2037692960, E-Mail: UKresponsibleperson@arangaranga.com

EU Responsible Person:

ArangaRanga SL, Paseo de la Castellana 194, Madrid, 28046, Spain.
Phone: +34910054258, E-Mail: EUresponsibleperson@arangaranga.com

Distributed by XGEN, LLC
Horsham, PA 19044

MADE IN CHINA

